


THUNDER55 (Model)



TECHNICAL INFORMATION






[IES Files](#) ↓

Watt	2W – 4W
Luminaire	Up to 450lm
CCT	3000K – 4000K
CRI	>80
Wiring	
LED life time	> 60000h - L80 - B20 (Ta 25°C)
Color	Stainless Steel - 30

DESCRIPTION



VERSIONS *(Click on below link to configure your product)*



[oneway](#)

[twoway](#)

[radial](#)

[flush trim](#)

[full light](#)

Size:
Ø 2" 17/32
3" 3/4
4" 11/32

Size:
Ø 2" 17/32
3" 3/4
4" 11/32

Size:
Ø 2" 17/32
3" 3/4
4" 11/32

Size:
Ø 2" 5/32
3" 15/16

Size:
Ø 2" 17/32
3" 3/4
4" 11/32

OPTICS




See accessories in the next page

THERMOPLASTIC MATERIAL RECESSED INSTALLATION BOX.

Arcluce Code **1099227X**


Code Ref.

**TECHNICAL INFORMATION****Weight** 0.18 lb

STAINLESS STEEL AISI 316L INSTALLATION BOX.

Arcluce Code **1099225X**


Code Ref.

**TECHNICAL INFORMATION****Weight** 1.32 lb

THERMOPLASTIC MATERIAL RECESSED INSTALLATION BOX.

Arcluce Code **1099226X**


Code Ref.

**TECHNICAL INFORMATION****Weight** 0.13 lb

JUNCTION BOX IP68 - 4 WAYS - 2/3 POLES.

Arcluce Code **1099259X**

Code Ref.

**TECHNICAL INFORMATION****Weight** 0.11 lb

IP68 LINEAR JOINT - 2 WAYS - 2 POLES.

Arcluce Code **1099408X**

Code Ref.



TECHNICAL INFORMATION

Weight 0.07 lb
