


STONE55 (Model)



TECHNICAL INFORMATION

[IES Files](#) 

Watt	2W
Luminaire	Up to 100lm
CCT	3000K – 4000K
CRI	>80
Wiring	
LED life time	> 60000h - L80 - B20 (Ta 25°C)
Color	Stainless Steel - 30

DESCRIPTION

Construction

- construction die-cast aluminium body and trim (en 47100).
- construction polyester powder paint resistant to uv rays.

Electrical & Optics

- electrical & optics recessed installation in a special outer casing (included in the package) in glass-fibre reinforced plastic material or in aisi 316l stainless steel. it is possible to pre-order the outer boxes to prepare the system.
- electrical & optics double cable gland pg16 for through wiring.
- electrical & optics supplied with power cable (0.7m).

Listings

- listings this is a listing in english
- listings this is another listing in english

Installation


- installation this is an installation in english
- installation this is another installation in english



IP68
40"




VERSIONS *(Click on below link to configure your product)*




[grazing - oneway](#)

Size:
Ø 2" 17/32
3" 3/4
4" 11/32



[grazing - twoway](#)

Size:
Ø 2" 17/32
3" 3/4
4" 11/32



[grazing - radial](#)

Size:
Ø 2" 17/32
3" 3/4
4" 11/32

OPTICS



See accessories in the next page

THERMOPLASTIC MATERIAL RECESSED INSTALLATION BOX.

Arcluce Code **1099227X**
Code Ref.



TECHNICAL INFORMATION

Weight 0.18 lb

STAINLESS STEEL AISI 316L INSTALLATION BOX.

Arcluce Code **1099225X**
Code Ref.



TECHNICAL INFORMATION

Weight 1.32 lb

THERMOPLASTIC MATERIAL RECESSED INSTALLATION BOX.

Arcluce Code **1099226X**
Code Ref.




TECHNICAL INFORMATION

Weight 0.13 lb

JUNCTION BOX IP68 - 4 WAYS - 2/3 POLES.

Arcluce Code **1099259X**
Code Ref.



TECHNICAL INFORMATION

Weight 0.11 lb

IP68 LINEAR JOINT - 2 WAYS - 2 POLES.

Arcluce Code **1099408X**
Code Ref.



TECHNICAL INFORMATION

Weight	0.07 lb
---------------	---------