


# STONE25 (Model)



## TECHNICAL INFORMATION




[IES Files](#) ↓

<b>Watt</b>	2W
<b>Luminaire</b>	Up to 13lm
<b>CCT</b>	3000K – 4000K
<b>CRI</b>	>80
<b>Wiring</b>	
<b>LED life time</b>	> 60000h - L80 - B20 (Ta 25°C)
<b>Color</b>	Stainless Steel - 30

## DESCRIPTION



## VERSIONS *(Click on below link to configure your product)*



[oneway](#)

[twoway](#)

[radial](#)

Size:  
 Ø 1" 11/32  
 3" 3/4  
 4" 11/32

Size:  
 Ø 1" 11/32  
 3" 3/4  
 4" 11/32

Size:  
 Ø 1" 11/32  
 3" 3/4  
 4" 11/32



## OPTICS




See accessories in the next page

## THERMOPLASTIC MATERIAL RECESSED INSTALLATION BOX.

Arcluce Code **1099223X**

Code Ref.

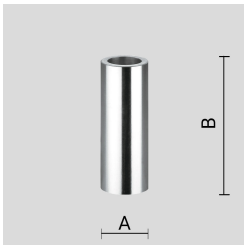
**TECHNICAL INFORMATION****Weight** 0.13 lb

---

## STAINLESS STEEL AISI 316L INSTALLATION BOX.

Arcluce Code **1099221X**

Code Ref.


**TECHNICAL INFORMATION****Weight** 0.46 lb

---

## THERMOPLASTIC MATERIAL RECESSED INSTALLATION BOX.

Arcluce Code **1099222X**

Code Ref.


**TECHNICAL INFORMATION****Weight** 0.04 lb

---

## JUNCTION BOX IP68 - 4 WAYS - 2/3 POLES.

Arcluce Code **1099259X**

Code Ref.

**TECHNICAL INFORMATION****Weight** 0.11 lb

---

IP68 LINEAR JOINT - 2 WAYS - 2 POLES.

Arcluce Code      **1099408X**

Code Ref.



**TECHNICAL INFORMATION**

**Weight**                      0.07 lb

---