


SOUL180 (Model)



TECHNICAL INFORMATION		IES Files 
Watt	26W	
Luminaire	Up to 2100lm	
CCT	3000K – 4000K	
CRI	>80	
Wiring	120-277V 60Hz / 0-10V	
LED life time	> 60000h - L80 - B20 (Ta 25°C)	
Color	Grey - 16 / Black - 12 / Aluminium - 21 / Dark bronze - 26	

DESCRIPTION

Construction

- Die-cast aluminium body (EN 47100).
- Extruded aluminium pole.
- Double layer polyester powder paint resistant to corrosion and salt spray fog.
- Silicone rubber gaskets.
- AISI 316 stainless steel external screws.

Electrical & Optics

- Universal input voltage: 120-277V 50/60Hz.
- 0-10V dimming available.
- Driver protected against voltage surges up to 6kV.
- Wiring on removable galvanized steel tray.
- High-efficacy LEDs with standard 3000K, 4000K (2700K or other CCTs available on request).
- PMMA lenses for LEDs.
- Screen made of 5/32" thermal-shock resistant tempered glass.

Listings

- UL certified to U.S. and Canadian standards, suitable for wet locations (cULus mark).
- Rated IP66 per EN60598.
- Luminaire rated for -40°C minimum ambient temperature.
- High quality LED sources characterized according to IES TM-30, with high color consistency <3SDCM and long useful life >60000 hours at L80.

Installation

- Surface installation.
- Double cable gland M20 for through wiring.
- Supplied with steel base plate and j-shaped anchor bolts.
- Available on request zinc-plated steel pillar for reinforced anchoring.
- Supplied with power cord (18AWG conductors).

IP66




VERSIONS *(Click on below link to configure your product)*



[soul180 urban](#)

Size:
Ø 7" 5/32
118" 1/8 to 137" 25/32

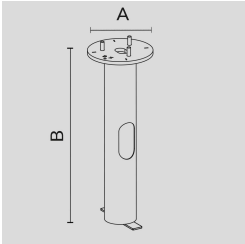
OPTICS



See accessories in the next page

HOT DIPPED ZINC-COATED STEEL BASEMENT FOR GROUND ANCHORING.

Arcluce Code **1099003X**
Code Ref.



TECHNICAL INFORMATION

Color	Chrome - 31
Weight	11.02 lb