

QUADRIO180 (Model)



TECHNICAL INFORMATION

[IES Files](#)

Watt	27W – 37W
Luminaire	Up to 2350lm
CCT	3000K – 4000K
CRI	>80
Wiring	
LED life time	> 60000h - L80 - B20 (Ta 25°C)
Color	Grey - 16 / Aluminium - 21

DESCRIPTION



VERSIONS *(Click on below link to configure your product)*



[bollards - comfort](#)

[bollards - performance](#)

Size:

Size:

27"

27"

39" 3/8

39" 3/8

7" 3/32

7" 3/32



OPTICS

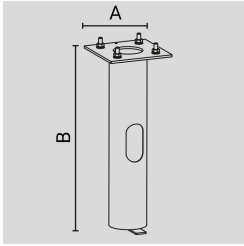


See accessories in the next page

HOT DIPPED ZINC-COATED STEEL BASEMENT FOR GROUND ANCHORING.

Arcluce Code **1099093X**

Code Ref.

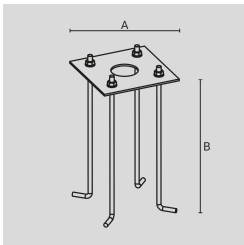
**TECHNICAL INFORMATION**

Weight	14.55 lb
---------------	----------

ZINC-COATED AND PAINTED STEEL BASE PLATE WITH ZINC-COATED STEEL STUD BOLTS. 350 MM HIGH.

Arcluce Code **1099402X-16**

Code Ref.

**TECHNICAL INFORMATION**

Color	Grey - 16
--------------	-----------

Weight	3.09 lb
---------------	---------

IP68 LINEAR JOINT - 2 WAYS - 2 POLES.

Arcluce Code **1099408X**

Code Ref.


**TECHNICAL INFORMATION**

Weight	0.07 lb
---------------	---------

JUNCTION BOX IP68 - 4 WAYS - 2/3 POLES.

Arcluce Code **1099259X**

Code Ref.

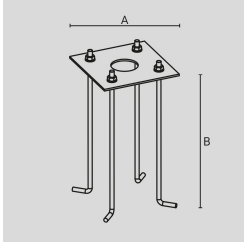
**TECHNICAL INFORMATION**

Weight	0.11 lb
---------------	---------

GALVANIZED AND PAINTED STEEL BASE PLATE WITH GALVANIZED STEEL STUD BOLTS. 350 MM HIGH.

Arcluce Code **1099402X-21**

Code Ref.



TECHNICAL INFORMATION

Color Aluminium - 21

Weight 3.09 lb
