

QUAD200 short (Model)



TECHNICAL INFORMATION



[IES Files](#)

| | |
|----------------------|--------------------------------|
| Watt | 31W – 32W |
| Luminaire | Up to 4050lm |
| CCT | 3000K – RGBW |
| CRI | >80 |
| Wiring | |
| LED life time | > 60000h - L80 - B20 (Ta 25°C) |
| Color | Stainless Steel - 30 |

DESCRIPTION



VERSIONS *(Click on below link to configure your product)*



[trim above the ground](#)

[flush trim](#)

Size:

Size:

4" 7/8

5" 1/32

6" 11/16

6" 11/16

9" 1/16

8" 11/16



OPTICS

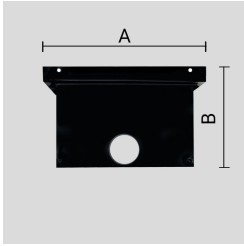


See accessories in the next page

ZINC-COATED STEEL INSTALLATION-BOX (SHORT).

Arcluce Code **1099233X**

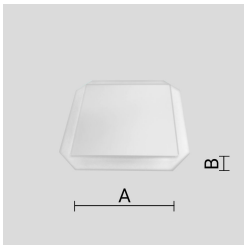
Code Ref.

**TECHNICAL INFORMATION****Weight** 1.83 lb

ANTI-SLIP OPAL GLASS.

Arcluce Code **1099280X**

Code Ref.

**TECHNICAL INFORMATION****Weight** 1.54 lb

JUNCTION BOX IP68 - 4 WAYS - 4/5 POLES.

Arcluce Code **1099407X**

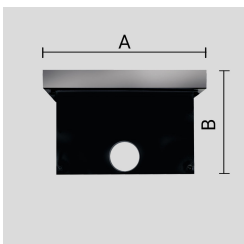
Code Ref.

**TECHNICAL INFORMATION****Weight** 0.18 lb

ZINC-COATED STEEL INSTALLATION-BOX (SHORT) WITH AISI 316L STAINLESS STEEL EDGE.

Arcluce Code **1099036X**

Code Ref.

**TECHNICAL INFORMATION****Weight** 1.83 lb

IP68 LINEAR JOINT - 2 WAYS - 3 POLES.

Arcluce Code **1099409X**

Code Ref.



TECHNICAL INFORMATION

Weight 0.07 lb
