

# MIKO Bollard (Model)



## TECHNICAL INFORMATION

[IES Files](#) 

Watt	10W – 20W
Luminaire	Up to 1800lm
CCT	3000K – 4000K
CRI	>80
Wiring	
LED life time	> 60000h - L80 - B20 (Ta 25°C)
Color	Grey - 16 / Aluminium - 21

## DESCRIPTION



## VERSIONS *(Click on below link to configure your product)*



[oneway](#)

Size:  
Ø 7" 7/8  
3"  
11" 13/16 to 39" 3/8

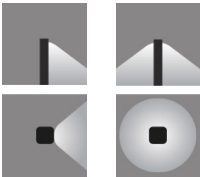


[radial](#)

Size:  
Ø 7" 7/8  
3"  
11" 13/16 to 39" 3/8



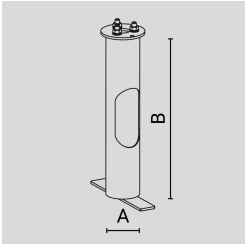
## OPTICS



See accessories in the next page

HOT-DIPPED ZINC-COATED STEEL BASEMENT FOR GROUND ANCHORING.

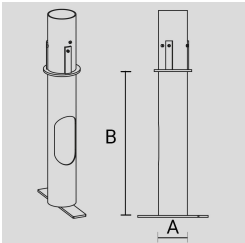
Arcluce Code       **1099334X**  
Code Ref.           **S7791-31**



TECHNICAL INFORMATION	
Color	Chrome - 31
Weight	3.75 lb

HOT-DIPPED ZINC-COATED STEEL BASEMENT FOR GROUND ANCHORING WITH A HOT-DIPPED ZINC-COATED STEEL POLE INTERNAL REINFORCEMENT.

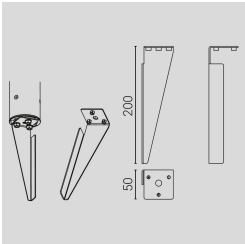
Arcluce Code       **1099335X**  
Code Ref.           **S7792-31**



TECHNICAL INFORMATION	
Color	Chrome - 31
Weight	3.31 lb

ZINC-COATED STEEL SPIKE.

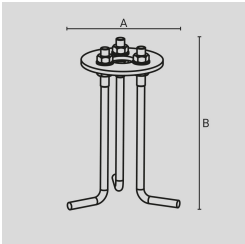
Arcluce Code       **1099339X**  
Code Ref.



TECHNICAL INFORMATION	
Weight	0.55 lb

ZINC-COATED AND PAINTED STEEL BASE PLATE WITH ZINC-COATED STEEL STUD BOLTS. 140 MM HIGH.

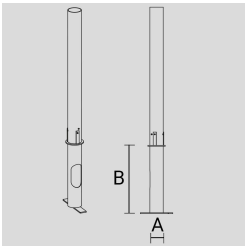
Arcluce Code       **1099396X-16**  
Code Ref.



TECHNICAL INFORMATION	
Color	Grey - 16
Weight	0.88 lb

HOT-DIPPED ZINC-COATED STEEL BASEMENT FOR GROUND ANCHORING WITH A HOT-DIPPED ZINC-COATED STEEL POLE INTERNAL REINFORCEMENT.

Arcluce Code       **1099337X**  
Code Ref.           **S7794-31**

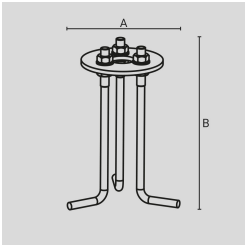


TECHNICAL INFORMATION

Color	Chrome - 31
Weight	6.39 lb

ZINC-COATED AND PAINTED STEEL BASE PLATE WITH ZINC-COATED STEEL STUD BOLTS. 140 MM HIGH.

Arcluce Code       **1099396X-21**  
Code Ref.




TECHNICAL INFORMATION

Color	Aluminium - 21
Weight	0.88 lb

JUNCTION BOX IP68 - 4 WAYS - 2/3 POLES.

Arcluce Code       **1099259X**  
Code Ref.           **O7932**

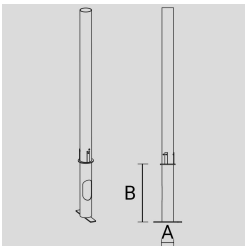


TECHNICAL INFORMATION

Weight	0.11 lb
--------	---------

HOT-DIPPED ZINC-COATED STEEL BASEMENT FOR GROUND ANCHORING WITH A HOT-DIPPED ZINC-COATED STEEL POLE INTERNAL REINFORCEMENT.

Arcluce Code       **1099338X**  
Code Ref.           **S7795-31**



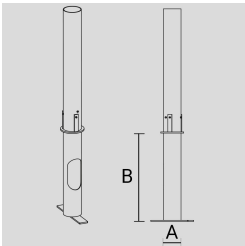
TECHNICAL INFORMATION

Color	Chrome - 31
Weight	7.72 lb

HOT-DIPPED ZINC-COATED STEEL BASEMENT FOR GROUND ANCHORING WITH A HOT-DIPPED ZINC-COATED STEEL POLE INTERNAL REINFORCEMENT.

Arcluce Code       **1099336X**

Code Ref.         **S7793-31**



**TECHNICAL INFORMATION**

<b>Color</b>	Chrome - 31
<b>Weight</b>	5.07 lb