

MIKO Bollard (Model)



TECHNICAL INFORMATION

[IES Files](#) 

Watt	10W – 20W
Luminaire	Up to 1800lm
CCT	3000K – 4000K
CRI	>80
Wiring	
LED life time	> 60000h - L80 - B20 (Ta 25°C)
Color	Grey - 16 / Aluminium - 21

DESCRIPTION



VERSIONS *(Click on below link to configure your product)*



[oneway](#)

Size:
Ø 7" 7/8
3"
11" 13/16 to 39" 3/8

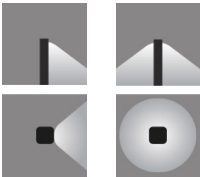


[radial](#)

Size:
Ø 7" 7/8
3"
11" 13/16 to 39" 3/8



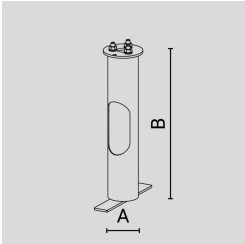
OPTICS



See accessories in the next page

HOT-DIPPED ZINC-COATED STEEL BASEMENT FOR GROUND ANCHORING.

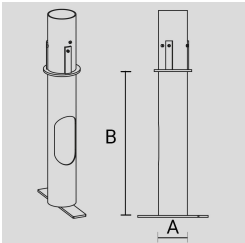
Arcluce Code **1099334X**
Code Ref.



TECHNICAL INFORMATION	
Color	Chrome - 31
Weight	3.75 lb

HOT-DIPPED ZINC-COATED STEEL BASEMENT FOR GROUND ANCHORING WITH A HOT-DIPPED ZINC-COATED STEEL POLE INTERNAL REINFORCEMENT.

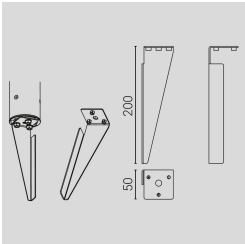
Arcluce Code **1099335X**
Code Ref.



TECHNICAL INFORMATION	
Color	Chrome - 31
Weight	3.31 lb

ZINC-COATED STEEL SPIKE.

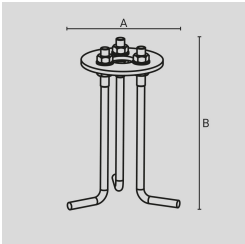
Arcluce Code **1099339X**
Code Ref.



TECHNICAL INFORMATION	
Weight	0.55 lb

ZINC-COATED AND PAINTED STEEL BASE PLATE WITH ZINC-COATED STEEL STUD BOLTS. 140 MM HIGH.

Arcluce Code **1099396X-16**
Code Ref.

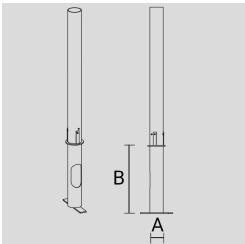


TECHNICAL INFORMATION	
Color	Grey - 16
Weight	0.88 lb

HOT-DIPPED ZINC-COATED STEEL BASEMENT FOR GROUND ANCHORING WITH A HOT-DIPPED ZINC-COATED STEEL POLE INTERNAL REINFORCEMENT.

Arcluce Code **1099337X**

Code Ref.



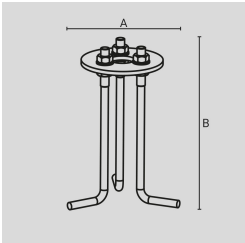
TECHNICAL INFORMATION

Color	Chrome - 31
Weight	6.39 lb

ZINC-COATED AND PAINTED STEEL BASE PLATE WITH ZINC-COATED STEEL STUD BOLTS. 140 MM HIGH.

Arcluce Code **1099396X-21**

Code Ref.




TECHNICAL INFORMATION

Color	Aluminium - 21
Weight	0.88 lb

JUNCTION BOX IP68 - 4 WAYS - 2/3 POLES.

Arcluce Code **1099259X**

Code Ref.



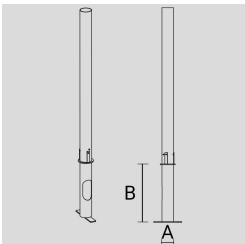
TECHNICAL INFORMATION

Weight	0.11 lb
---------------	---------

HOT-DIPPED ZINC-COATED STEEL BASEMENT FOR GROUND ANCHORING WITH A HOT-DIPPED ZINC-COATED STEEL POLE INTERNAL REINFORCEMENT.

Arcluce Code **1099338X**

Code Ref.



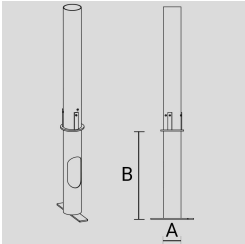
TECHNICAL INFORMATION

Color	Chrome - 31
Weight	7.72 lb

HOT-DIPPED ZINC-COATED STEEL BASEMENT FOR GROUND ANCHORING WITH A HOT-DIPPED ZINC-COATED STEEL POLE INTERNAL REINFORCEMENT.

Arcluce Code **1099336X**

Code Ref.



TECHNICAL INFORMATION

Color	Chrome - 31
Weight	5.07 lb