

LUNIO (Model)



TECHNICAL INFORMATION

[IES Files](#)

Watt	29W – 80W
Luminaire	Up to 8400lm
CCT	3000K – 4000K - DarkSky approved for CCTs of 3000K or lower
CRI	>80
Wiring	120-277V 60Hz / 0-10V
LED life time	> 60000h - L80 - B20 (Ta 25°C)
Color	Grey - 16 / Aluminium - 21 / Dark bronze - 26 / Black - 12

DESCRIPTION

Construction

- Die-cast aluminium body (EN 47100).
- Double layer polyester powder paint resistant to corrosion and salt spray fog.
- Silicone rubber gaskets.
- AISI 316 stainless steel external screws.

Electrical & Optics

- Universal input voltage: 120-277V 50/60Hz.
- 0-10V dimming available.
- Wiring on removable galvanized steel tray.
- High-efficacy LEDs with standard 3000K, 4000K (2700K or other CCTs available on request).
- Reflector made of anodized aluminium with non-iridescent specular finishing.
- Screen made of 3/16" thermal-shock resistant tempered glass.

Listings

- UL certified to U.S. and Canadian standards, suitable for wet locations (cULus mark).
- DarkSky approved for CCTs of 3000K or lower.
- Rated IP66 per EN60598.
- Luminaire rated for -40°C minimum ambient temperature.
- High quality LED sources characterized according to IES TM-30, with high color consistency <3SDCM and long useful life >60000 hours at L80.

Installation

- Post-top installation (Ø 2" 3/8 tenon).
- Available wired with Zhaga Book 18 or NEMA ANSI C136.41 (5-pin) and waterproof cover. For the Zhaga Book 18 version add at the end of the code the suffix "ZU" for the version with adapter at the top, or "ZD" for the version with adapter at the bottom, or "ZB" for the version with adapter both at the top and at the bottom. For the NEMA ANSI C136.41 version, add the suffix "NU" at the end of the code for the version with adapter at the top.

IP66



VERSIONS *(Click on below link to configure your product)*



[clear glass](#)

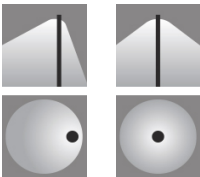


[opal glass](#)

Size:
Ø 20" 15/32
14" 27/32

Size:
Ø 20" 15/32
14" 27/32

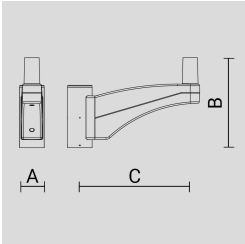
OPTICS



See accessories in the next page

PAINTED DIE-CAST ALUMINIUM SINGLE POLE ATTACHMENT.

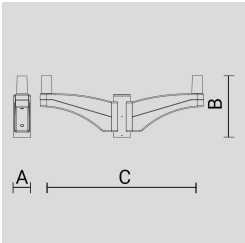
Arcluce Code **1099097X-16**
Code Ref.



TECHNICAL INFORMATION	
Color	Grey - 16
Weight	7.72 lb

PAINTED DIE-CAST ALUMINIUM DOUBLE POLE ATTACHMENT.

Arcluce Code **1099096X-16**
Code Ref.



TECHNICAL INFORMATION	
Color	Grey - 16
Weight	13.23 lb

STRAIGHT POLE COVER 3' ANTH.

Arcluce Code **X-CO03SCUS-16**
Code Ref. **1099385X-16US**



TECHNICAL INFORMATION	
Color	Grey - 16

TAPERED POLE COVER 3' ANTH.

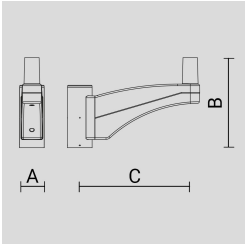
Arcluce Code **X-CO03TCUS-16**
Code Ref. **1099386X-16US**



TECHNICAL INFORMATION	
Color	Grey - 16

PAINTED DIE-CAST ALUMINIUM SINGLE POLE ATTACHMENT.

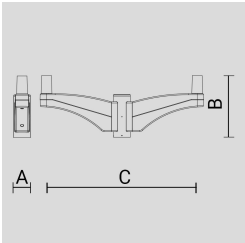
Arcluce Code **1099097X-21**
Code Ref.



TECHNICAL INFORMATION	
Color	Aluminium - 21
Weight	7.72 lb

PAINTED DIE-CAST ALUMINIUM DOUBLE POLE ATTACHMENT.

Arcluce Code **1099096X-21**
Code Ref.



TECHNICAL INFORMATION	
Color	Aluminium - 21
Weight	13.23 lb

STRAIGHT POLE COVER 3' ALUM.

Arcluce Code **X-CO03SCUS-21**
Code Ref. **1099385X-21US**



TECHNICAL INFORMATION	
Color	Aluminium - 21

TAPERED POLE COVER 3' ALUM.

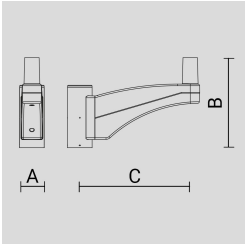
Arcluce Code **X-CO03TCUS-21**
Code Ref. **1099386X-21US**



TECHNICAL INFORMATION	
Color	Aluminium - 21

PAINTED DIE-CAST ALUMINIUM SINGLE POLE ATTACHMENT.

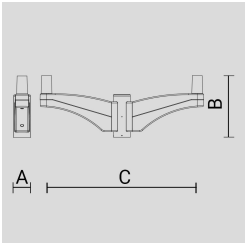
Arcluce Code **1099097X-26**
Code Ref.



TECHNICAL INFORMATION	
Color	Dark bronze - 26
Weight	7.72 lb

PAINTED DIE-CAST ALUMINIUM DOUBLE POLE ATTACHMENT.

Arcluce Code **1099096X-26**
Code Ref.



TECHNICAL INFORMATION	
Color	Dark bronze - 26
Weight	13.23 lb

STRAIGHT POLE COVER 3' D.BRONZE

Arcluce Code **X-CO03SCUS-26**
Code Ref. **1099385X-26US**



TECHNICAL INFORMATION	
Color	Dark bronze - 26

TAPERED POLE COVER 3' D.BRONZE

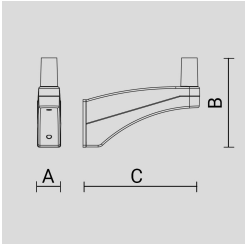
Arcluce Code **X-CO03TCUS-26**
Code Ref. **1099386X-26US**



TECHNICAL INFORMATION	
Color	Dark bronze - 26

PAINTED DIE-CAST ALUMINIUM WALL BRACKET FOR Ø 60 MM ARM.

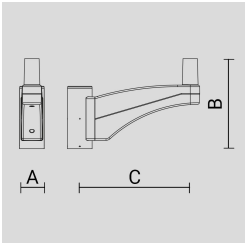
Arcluce Code **1099098X-12**
Code Ref.



TECHNICAL INFORMATION	
Color	Black - 12
Weight	5.51 lb

PAINTED DIE-CAST ALUMINIUM SINGLE POLE ATTACHMENT.

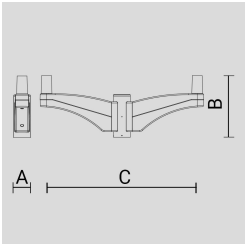
Arcluce Code **1099097X-12**
Code Ref.



TECHNICAL INFORMATION	
Color	Black - 12
Weight	7.72 lb

PAINTED DIE-CAST ALUMINIUM DOUBLE POLE ATTACHMENT.

Arcluce Code **1099096X-12**
Code Ref.



TECHNICAL INFORMATION	
Color	Black - 12
Weight	13.23 lb