

KRIO (Model)



TECHNICAL INFORMATION

Watt	24W
Luminaire	Up to 2100lm
CCT	3000K – 4000K
CRI	>80
Wiring	24V
LED life time	> 60000h - L80 - B20 (Ta 25°C)
Color	Aluminium - 21

DESCRIPTION

Construction

- Extruded aluminium body.
- Die-cast aluminium caps (EN 47100).
- Double layer polyester powder paint resistant to corrosion and salt spray fog.
- Silicone rubber gaskets.
- AISI 316 stainless steel external screws.

Electrical & Optics

- High-efficacy LEDs with standard 3000K, 4000K (2700K or other CCTs available on request).
- PMMA lenses for LEDs.
- Screen made of 5/16" thermal-shock resistant tempered glass.
- To be operated only with constant voltage 24Vdc Class 2 remote drivers (order separately).

Listings

- UL certified to U.S. and Canadian standards, suitable for wet locations (cULus mark).
- Rated IP66 per EN60598.
- Luminaire rated for -40°C minimum ambient temperature.
- High quality LED sources characterized according to IES TM-30, with high color consistency <3SDCM and long useful life >60000 hours at L80.

Installation

- Surface installation.
- Supplied with power cord. 22AWG conductors.
- Support brackets to be ordered separately.

IP67



VERSIONS *(Click on below link to configure your product)*



[remote driver](#)

Size:

2" 3/8

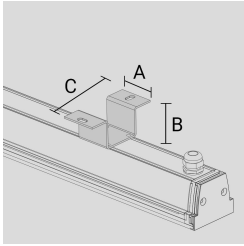
2" 7/8

27" 3/4

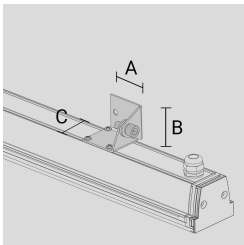
OPTICS



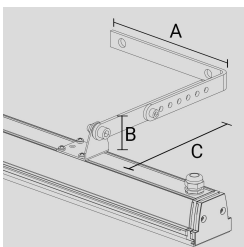
See accessories in the next page

PAINTED STEEL SUPPORT BRACKETS (2 PCS).
Arcluce Code 1099155X-21
Code Ref. P8380-21

TECHNICAL INFORMATION
Color Aluminium - 21

Weight 0.44 lb

PAINTED STEEL REVOLVING SUPPORT BRACKETS (2 PCS).
Arcluce Code 1099156X-21
Code Ref. P8381-21

TECHNICAL INFORMATION
Color Aluminium - 21

Weight 0.44 lb

PAINTED REVOLVING STEEL AND EXTENSIBLE SUPPORT BRACKETS (2 PCS).
Arcluce Code 1099157X-21
Code Ref. P8382-21

TECHNICAL INFORMATION
Color Aluminium - 21

Weight 2.43 lb