

KLOU-IK180 (Model)



TECHNICAL INFORMATION

[IES Files](#)

| | |
|----------------------|---|
| Watt | 6W – 26W |
| Luminaire | Up to 1400lm |
| CCT | 3000K – 4000K |
| CRI | >80 |
| Wiring | 120-277V 60Hz / 0-10V, 120V 60Hz |
| LED life time | > h - L - B (Ta 25°C), > 60000h - L80 - B20 (Ta 25°C) |
| Color | Black - 12 / Aluminium - 21 / Grey - 16 |

DESCRIPTION

Construction

- Die-cast aluminium body (EN 47100).
- Extruded aluminium pole.
- Double layer polyester powder paint resistant to corrosion and salt spray fog.
- Silicone rubber gaskets.
- AISI 316 stainless steel external screws.

Electrical & Optics

- Universal input voltage: 120-277V 50/60Hz or 120V 50/60Hz according to model variant.
- 0-10V dimming available.
- Wiring on removable galvanized steel tray.
- High-efficacy LEDs with standard 3000K, 4000K (2700K or other CCTs available on request).
- Screen made of 5/32" thermal-shock resistant tempered glass.

Listings

- Suitable for mounting within 1.2 m (4 ft) of ground.
- Rated IP66 per EN60598.
- Luminaire rated for -20°C minimum ambient.
- High quality LED sources characterized according to IES TM-30, with high color consistency <3SDCM and long useful life >60000 hours at L80.


Installation

- Surface installation.
- Double cable gland M20 for through wiring.
- Die-cast aluminium base (EN 47100) for anchoring with rawlplugs.
- Supplied with steel base plate and j-shaped anchor bolts.
- Available on request zinc-plated steel pillar for reinforced anchoring.
- Supplied with power cord (18AWG conductors).

IP66



VERSIONS *(Click on below link to configure your product)*



[small](#)

Size:
Ø 7" 1/4
9" 27/32



[medium](#)

Size:
Ø 7" 1/4
19" 11/16

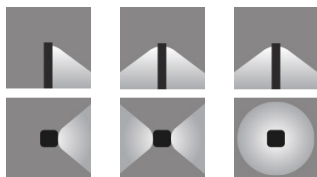


[large](#)

Size:
Ø 7" 1/4
39" 3/8



OPTICS

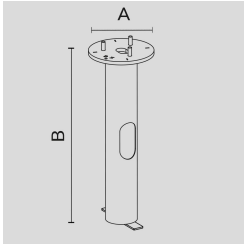


See accessories in the next page

HOT DIPPED ZINC-COATED STEEL BASEMENT FOR GROUND ANCHORING.

Arcluce Code **1099092X**

Code Ref.

**TECHNICAL INFORMATION**

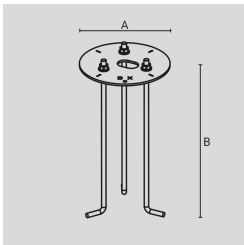
| | |
|--------------|-------------|
| Color | Chrome - 31 |
|--------------|-------------|

| | |
|---------------|----------|
| Weight | 11.02 lb |
|---------------|----------|

ZINC-COATED AND PAINTED STEEL BASE PLATE WITH ZINC-COATED STEEL STUD BOLTS. 350 MM HIGH.

Arcluce Code **1099398X-12**

Code Ref.

**TECHNICAL INFORMATION**

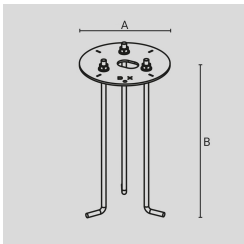
| | |
|--------------|------------|
| Color | Black - 12 |
|--------------|------------|

| | |
|---------------|---------|
| Weight | 3.09 lb |
|---------------|---------|

ZINC-COATED AND PAINTED STEEL BASE PLATE WITH ZINC-COATED STEEL STUD BOLTS. 350 MM HIGH.

Arcluce Code **1099398X-21**

Code Ref.

**TECHNICAL INFORMATION**

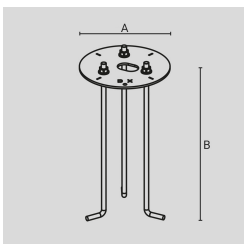
| | |
|--------------|----------------|
| Color | Aluminium - 21 |
|--------------|----------------|

| | |
|---------------|---------|
| Weight | 3.09 lb |
|---------------|---------|

ZINC-COATED AND PAINTED STEEL BASE PLATE WITH ZINC-COATED STEEL STUD BOLTS. 350 MM HIGH.

Arcluce Code **1099398X-16**

Code Ref.

**TECHNICAL INFORMATION**

| | |
|--------------|-----------|
| Color | Grey - 16 |
|--------------|-----------|

| | |
|---------------|---------|
| Weight | 3.09 lb |
|---------------|---------|