


# INGROUND65 (Model)



## TECHNICAL INFORMATION



[IES Files](#)

<b>Watt</b>	0.4W
<b>Luminaire</b>	Up to 10lm
<b>CCT</b>	3000K – 4000K
<b>CRI</b>	>80
<b>Wiring</b>	
<b>LED life time</b>	> 60000h - L80 - B20 (Ta 25°C)
<b>Color</b>	Stainless Steel - 30

## DESCRIPTION



## VERSIONS *(Click on below link to configure your product)*



[round trim above the ground](#)

[squared trim above the ground](#)

Size:  
 Ø 2" 15/16  
 3" 5/32  
 4" 11/32

Size:  
 3" 5/32  
 4" 11/32  
 2" 15/16



## OPTICS



See accessories in the next page

## THERMOPLASTIC MATERIAL RECESSED INSTALLATION BOX.

Arcluce Code **1099213X**

Code Ref.


**TECHNICAL INFORMATION****Weight** 0.13 lb

---

## JUNCTION BOX IP68 - 4 WAYS - 2/3 POLES.

Arcluce Code **1099259X**

Code Ref.

**TECHNICAL INFORMATION****Weight** 0.11 lb

---

## IP68 LINEAR JOINT - 2 WAYS - 2 POLES.

Arcluce Code **1099408X**

Code Ref.

**TECHNICAL INFORMATION****Weight** 0.07 lb

---