

INGROUND55 (Model)



TECHNICAL INFORMATION



[IES Files](#) ↓

Watt	3W – 4W
Luminaire	Up to 450lm
CCT	3000K – RGB
CRI	>80
Wiring	
LED life time	> 60000h - L80 - B20 (Ta 25°C)
Color	Stainless Steel - 30

DESCRIPTION



VERSIONS *(Click on below link to configure your product)*



[trim flush with ground](#)

[trim above the ground](#)

Size:
Ø 2" 5/32
3" 15/16

Size:
Ø 2" 17/32
3" 3/4
4" 11/32




OPTICS




See accessories in the next page


THERMOPLASTIC MATERIAL RECESSED INSTALLATION BOX.

Arcluce Code **1099227X**Code Ref. **O7293****TECHNICAL INFORMATION****Weight** 0.18 lb


STAINLESS STEEL AISI 316L INSTALLATION BOX.

Arcluce Code **1099225X**Code Ref. **O7295****TECHNICAL INFORMATION****Weight** 1.32 lb

THERMOPLASTIC MATERIAL RECESSED INSTALLATION BOX.

Arcluce Code **1099226X**Code Ref. **O7299****TECHNICAL INFORMATION****Weight** 0.13 lb

JUNCTION BOX IP68 - 4 WAYS - 2/3 POLES.

Arcluce Code **1099259X**Code Ref. **O7932****TECHNICAL INFORMATION****Weight** 0.11 lb

IP68 LINEAR JOINT - 2 WAYS - 2 POLES.

Arcluce Code **1099408X**

Code Ref.

**TECHNICAL INFORMATION****Weight** 0.07 lb

JUNCTION BOX IP68 - 4 WAYS - 4/5 POLES.

Arcluce Code **1099407X**

Code Ref.

**TECHNICAL INFORMATION****Weight** 0.18 lb
