

INGROUND25 (Model)



TECHNICAL INFORMATION

[IES Files](#) 

Watt	2W
Luminaire	Up to 225lm
CCT	3000K – 4000K
CRI	>80
Wiring	700mA
LED life time	> 60000h - L80 - B20 (Ta 25°C)
Color	Stainless Steel - 30

DESCRIPTION

Construction

- AISI 316L stainless steel body and trim.
- Silicone rubber gaskets.

Electrical & Optics

- To be operated only with constant current 700mA Class 2 remote drivers (order separately).
- High-efficacy LEDs with standard 3000K, 4000K (2700K or other CCTs available on request).
- PMMA lenses for LEDs.
- Clear PMMA screen.

Listings

- UL certified to U.S. and Canadian standards, suitable for wet locations (cULus mark).
- Rated IP68 per EN60598.
- Luminaire rated for -40°C minimum ambient temperature.
- 1000Kg static load capacity per EN60598.
- High quality LED sources characterized according to IES TM-30, with high color consistency <3SDCM and long useful life >60000 hours at L80.

Installation

- Recessed installation.
- Supplied with recessed installation box made of engineering plastic.
- Other recessed installation boxes made of engineering plastic or of AISI 316L stainless steel available.
- Supplied with power cord. 22AWG conductors.

IP68
40"




VERSIONS *(Click on below link to configure your product)*



[trim flush with ground](#)

Size:
Ø 1" 5/16
3" 5/32



[trim above the ground](#)

Size:
Ø 1" 11/32
3" 3/4
4" 11/32


OPTICS



See accessories in the next page

THERMOPLASTIC MATERIAL RECESSED INSTALLATION BOX.

Arcluce Code **1099223X**
Code Ref.

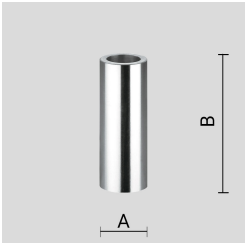


TECHNICAL INFORMATION

Weight	0.13 lb
---------------	---------

STAINLESS STEEL AISI 316L INSTALLATION BOX.

Arcluce Code **1099221X**
Code Ref.




TECHNICAL INFORMATION

Weight	0.46 lb
---------------	---------

THERMOPLASTIC MATERIAL RECESSED INSTALLATION BOX.

Arcluce Code **1099222X**
Code Ref.



TECHNICAL INFORMATION

Weight	0.04 lb
---------------	---------