

INGROUND180 (Model)



TECHNICAL INFORMATION


[IES Files](#) ↓

Watt	8W
Luminaire	Up to 925lm
CCT	3000K – 4000K
CRI	>80
Wiring	
LED life time	> h - L - B (Ta °C), > 60000h - L80 - B20 (Ta 25°C)
Color	Stainless Steel - 30

DESCRIPTION




VERSIONS *(Click on below link to configure your product)*



[round trim above the ground](#)

Size:
Ø 7" 11/16
11" 27/32



[squared trim above the ground](#)

Size:
11" 27/32
7" 3/4



[round trim flush with the ground](#)

Size:
Ø 8"
11" 31/32



OPTICS



See accessories in the next page

THERMOPLASTIC MATERIAL RECESSED INSTALLATION BOX.

Arcluce Code **1099210X**


Code Ref.

**TECHNICAL INFORMATION****Weight** 1.1 lb

ANTI-SLIP OPAL GLASS.

Arcluce Code **1099282X**

Code Ref.

**TECHNICAL INFORMATION****Weight** 1.21 lb

IP68 LINEAR JOINT - 2 WAYS - 3 POLES.

Arcluce Code **1099409X**


Code Ref.

**TECHNICAL INFORMATION****Weight** 0.07 lb

JUNCTION BOX IP68 - 4 WAYS - 2/3 POLES.

Arcluce Code **1099259X**

Code Ref.

**TECHNICAL INFORMATION****Weight** 0.11 lb

THERMOPLASTIC MATERIAL RECESSED INSTALLATION BOX WITH AISI 316L STAINLESS STEEL COUNTER-RING.

Arcluce Code **1099220X**

Code Ref.



TECHNICAL INFORMATION

Weight 1.98 lb
