

# INGROUND110 short (Model)



## TECHNICAL INFORMATION

[IES Files](#) ↓

<b>Watt</b>	4W
<b>Luminaire</b>	Up to 575lm
<b>CCT</b>	3000K – RGBW
<b>CRI</b>	>80
<b>Wiring</b>	
<b>LED life time</b>	> 60000h - L80 - B20 (Ta 25°C), > h - L - B (Ta 25°C)
<b>Color</b>	Stainless Steel - 30

## DESCRIPTION



## VERSIONS *(Click on below link to configure your product)*

IP67



[round trim above the ground](#)

Size:  
 Ø 4" 11/16  
 2" 7/8  
 7" 15/32



[squared trim above the ground](#)

Size:  
 2" 7/8  
 7" 15/32  
 4" 23/32



[round trim flush with ground](#)

Size:  
 Ø 4" 11/32  
 2" 7/8  
 7" 15/32



IK09




4400

## OPTICS



See accessories in the next page

## THERMOPLASTIC MATERIAL RECESSED INSTALLATION BOX.

Arcluce Code **1099217X**Code Ref. **O7347**

## TECHNICAL INFORMATION

Weight 0.31 lb

---

## IP68 LINEAR JOINT - 2 WAYS - 2 POLES.

Arcluce Code **1099408X**

Code Ref.




## TECHNICAL INFORMATION

Weight 0.07 lb

---

## JUNCTION BOX IP68 - 4 WAYS - 2/3 POLES.


Arcluce Code **1099259X**Code Ref. **O7932**

## TECHNICAL INFORMATION

Weight 0.11 lb

---

## THERMOPLASTIC MATERIAL RECESSED INSTALLATION BOX WITH AISI 316L STAINLESS STEEL COUNTER-RING.

Arcluce Code **1099218X**Code Ref. **O7348**

## TECHNICAL INFORMATION

Weight 0.53 lb

---

## JUNCTION BOX IP68 - 4 WAYS - 4/5 POLES.

Arcluce Code **1099407X**

Code Ref.

**TECHNICAL INFORMATION****Weight** 0.18 lb

---

Arcluce Code **1098009X**

Code Ref.

**TECHNICAL INFORMATION****Weight** 1.1 lb

---

Arcluce Code **1098010X**

Code Ref.

**TECHNICAL INFORMATION****Weight** 1.1 lb

---