

KLOU-**IK180** (Model)



TECHNICAL INFORMATION

[IES Files](#) 

Watt	6W – 26W
Luminaire	Up to 1400lm
CCT	3000K – 4000K
CRI	>80
Wiring	120-277V 60Hz / 0-10V, 120V 60Hz
LED life time	> h - L - B (Ta 25°C), > 60000h - L80 - B20 (Ta 25°C)
Color	Black - 12 / Aluminium - 21 / Grey - 16

DESCRIPTION

Construction

- Die-cast aluminium body (EN 47100).
- Extruded aluminium pole.
- Double layer polyester powder paint resistant to corrosion and salt spray fog.
- Silicone rubber gaskets.
- AISI 316 stainless steel external screws.

Electrical & Optics

- Universal input voltage: 120-277V 50/60Hz or 120V 50/60Hz according to model variant.
- 0-10V dimming available.
- Wiring on removable galvanized steel tray.
- High-efficacy LEDs with standard 3000K, 4000K (2700K or other CCTs available on request).
- Screen made of 5/32" thermal-shock resistant tempered glass.

Listings

- Suitable for mounting within 1.2 m (4 ft) of ground.
- Rated IP66 per EN60598.
- Luminaire rated for -20°C minimum ambient.
- High quality LED sources characterized according to IES TM-30, with high color consistency <3SDCM and long useful life >60000 hours at L80.

Installation

- Surface installation.
- Double cable gland M20 for through wiring.
- Die-cast aluminium base (EN 47100) for anchoring with rawlplugs.
- Supplied with steel base plate and j-shaped anchor bolts.
- Available on request zinc-plated steel pillar for reinforced anchoring.
- Supplied with power cord (18AWG conductors).

IP66



VERSIONS *(Click on below link to configure your product)*



[small](#)

Size:
Ø 7" 1/4
9" 27/32



[medium](#)


Size:
Ø 7" 1/4
19" 11/16



[large](#)

Size:
Ø 7" 1/4
39" 3/8

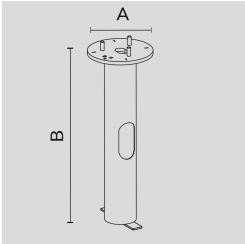
OPTICS



See accessories in the next page

HOT DIPPED ZINC-COATED STEEL BASEMENT FOR GROUND ANCHORING.

Arcluce Code **1099092X**
Code Ref.



TECHNICAL INFORMATION	
Color	Chrome - 31
Weight	11.02 lb

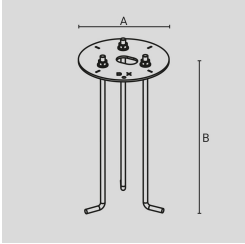
ZINC-COATED AND PAINTED STEEL BASE PLATE WITH ZINC-COATED STEEL STUD BOLTS. 350 MM HIGH.

Arcluce Code **1099398X-12**
Code Ref.

TECHNICAL INFORMATION	
Color	Black - 12
Weight	3.09 lb

ZINC-COATED AND PAINTED STEEL BASE PLATE WITH ZINC-COATED STEEL STUD BOLTS. 350 MM HIGH.

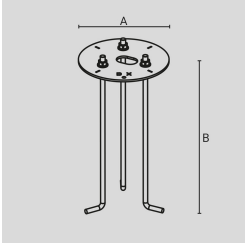
Arcluce Code **1099398X-21**
Code Ref.



TECHNICAL INFORMATION	
Color	Aluminium - 21
Weight	3.09 lb

ZINC-COATED AND PAINTED STEEL BASE PLATE WITH ZINC-COATED STEEL STUD BOLTS. 350 MM HIGH.

Arcluce Code **1099398X-16**
Code Ref.



TECHNICAL INFORMATION	
Color	Grey - 16
Weight	3.09 lb